

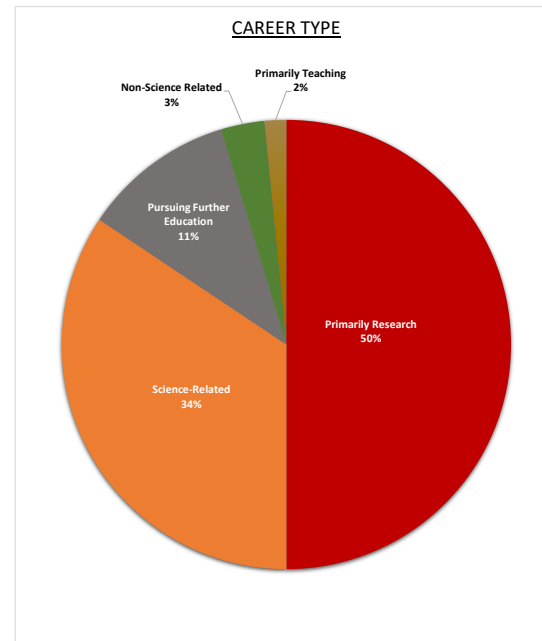
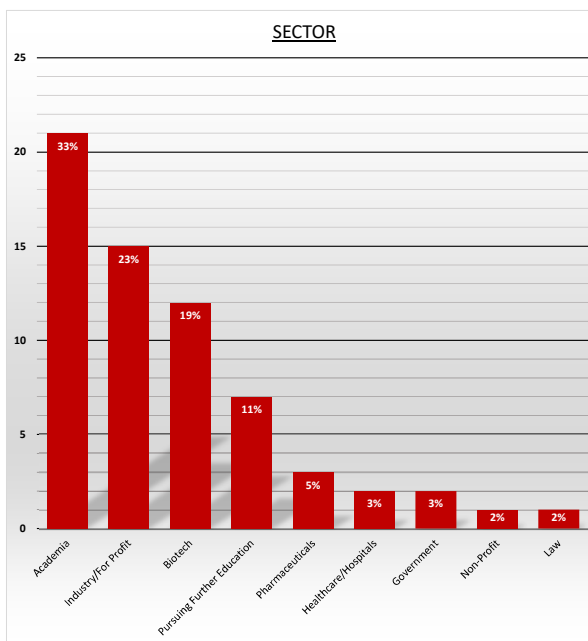
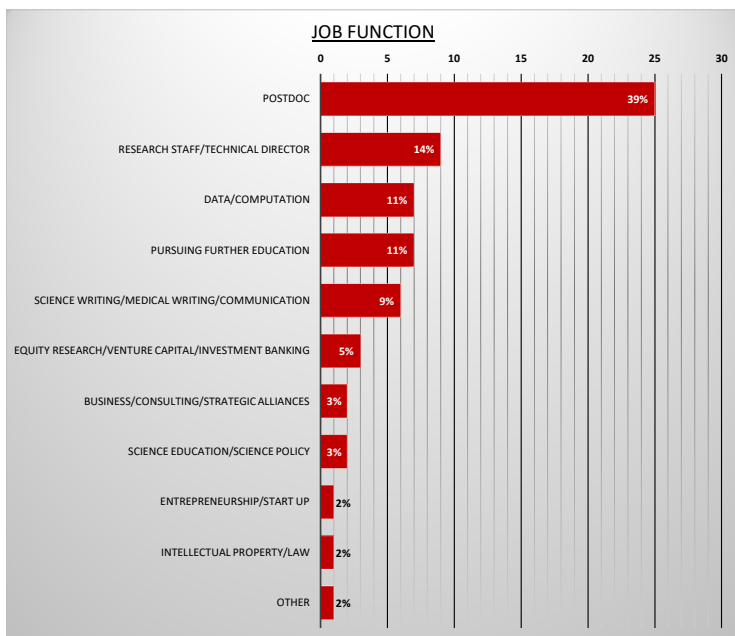
Career Outcomes for Class of 2019 - 2020

Data reflects PhD alums as well as 6 MD/PhD who are returning to MD curriculum

I. Job Function	Alumni Count	% of Total
Postdoc	25	39%
Research Staff/Technical Director	9	14%
Data/Computation	7	11%
Pursuing Further Education	7	11%
Science Writing/Medical Writing/Communication	6	9%
Equity Research/Venture Capital/Investment Banking	3	5%
Business/Consulting/Strategic Alliances	2	3%
Science Education/Science Policy	2	3%
Entrepreneurship/Start Up	1	2%
Intellectual Property/Law	1	2%
Other	1	2%
Grand Total	64	100%

II. Sector	Alumni Count	% of Total
Academia	21	33%
Industry/For Profit	15	23%
Biotech	12	19%
Pursuing Further Education	7	11%
Pharmaceuticals	3	5%
Healthcare/Hospitals	2	3%
Government	2	3%
Non-Profit	1	2%
Law	1	2%
Grand Total	64	100%

III. Career Type	Alumni Count	% of Total
Primarily Research	32	50%
Science-Related	22	34%
Pursuing Further Education	7	11%
Non-Science Related	2	3%
Primarily Teaching	1	2%
Grand Total	64	100%



Note: Known current career placement for Weill Cornell Graduate School alumni.

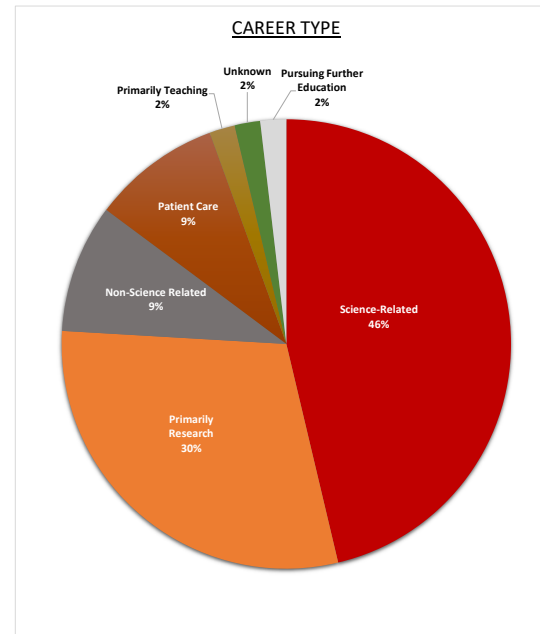
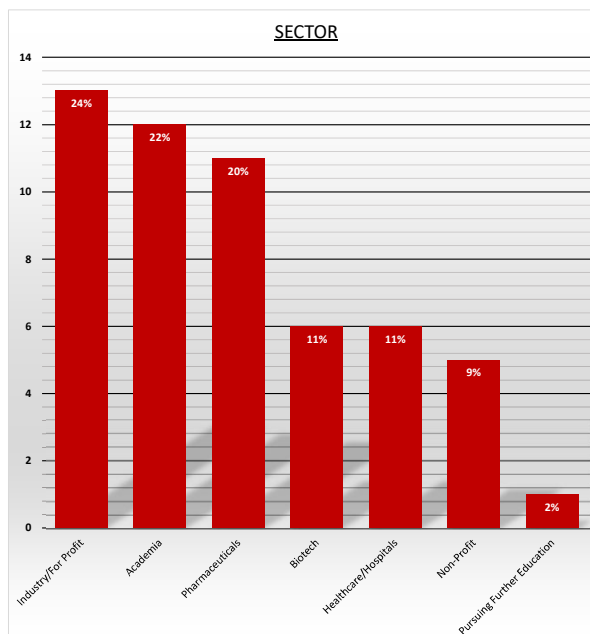
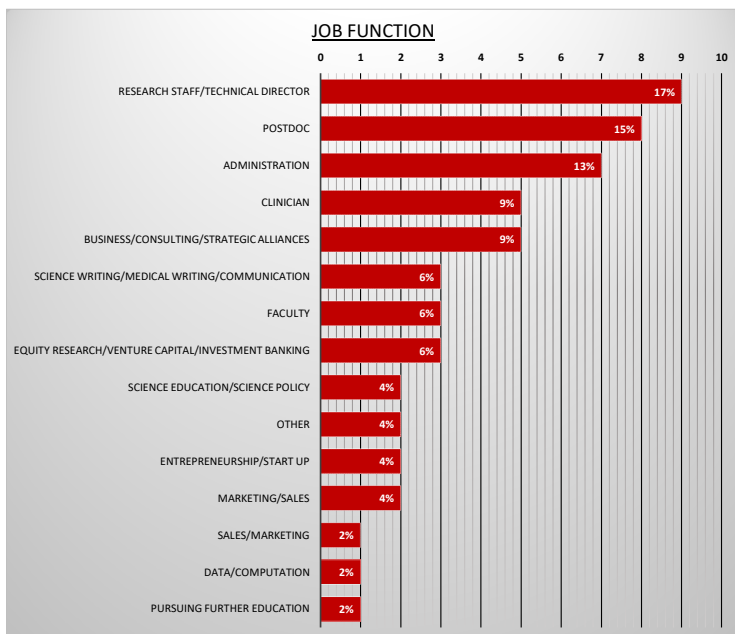
Career Outcomes for Class of 2016

Data reflects PhD alums as well as 4 MD/PhD

I. Job Function	Alumni Count	% of Total
Research Staff/Technical Director	9	17%
Postdoc	8	15%
Administration	7	13%
Clinician	5	9%
Business/Consulting/Strategic Alliances	5	9%
Science Writing/Medical Writing/Communication	3	6%
Faculty	3	6%
Equity Research/Venture Capital/Investment Banking	3	6%
Science Education/Science Policy	2	4%
Other	2	4%
Entrepreneurship/Start Up	2	4%
Marketing/Sales	2	4%
Sales/Marketing	1	2%
Data/Computation	1	2%
Pursuing Further Education	1	2%
Grand Total	54	100%

II. Sector	Alumni Count	% of Total
Industry/For Profit	13	24%
Academia	12	22%
Pharmaceuticals	11	20%
Biotech	6	11%
Healthcare/Hospitals	6	11%
Non-Profit	5	9%
Pursuing Further Education	1	2%
Grand Total	54	100%

III. Career Type	Alumni Count	% of Total
Science-Related	25	46%
Primarily Research	16	30%
Non-Science Related	5	9%
Patient Care	5	9%
Primarily Teaching	1	2%
Unknown	1	2%
Pursuing Further Education	1	2%
Grand Total	54	100%



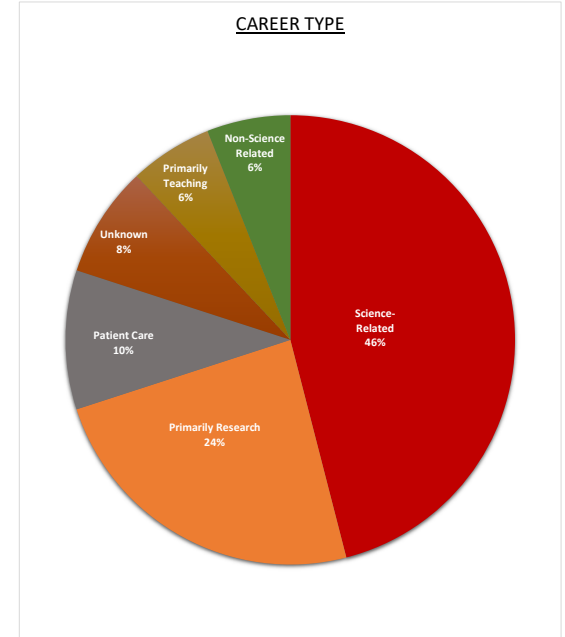
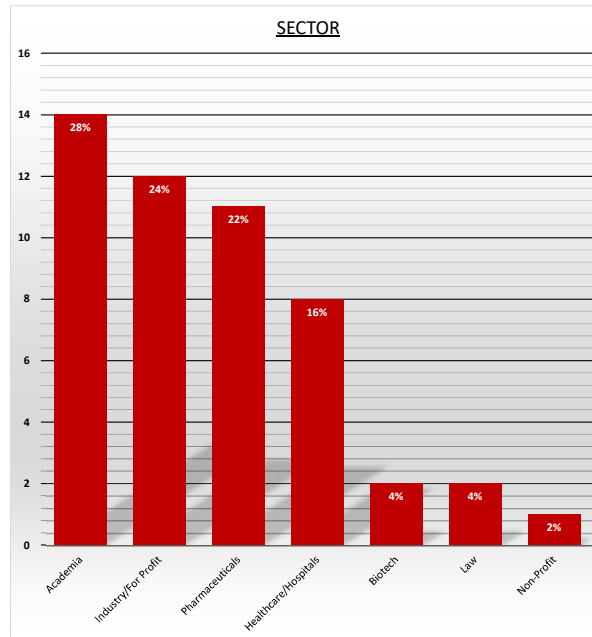
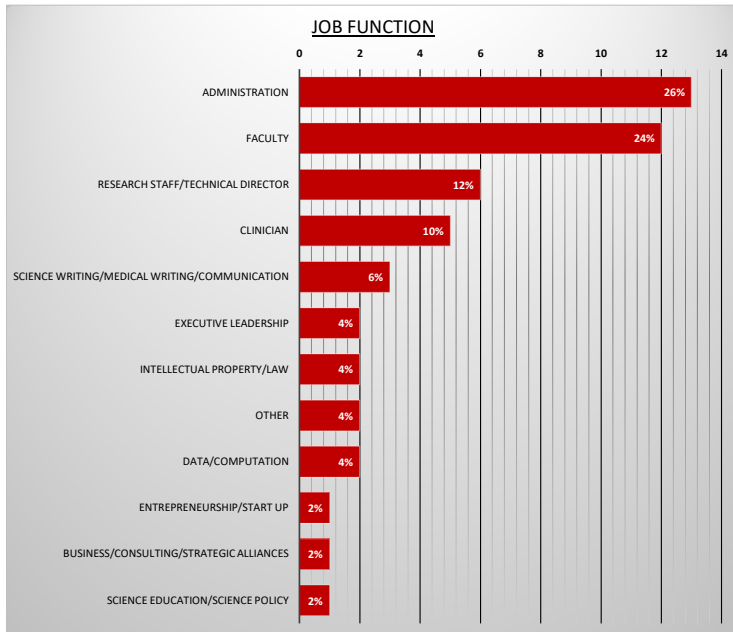
Note: Known current career placement for Weill Cornell Graduate School alumni.

Career Outcomes for Class of 2011
 Data reflects PhD alums as well as 6 MD/PhD

I. Job Function	Alumni Count	% of Total
Administration	13	26%
Faculty	12	24%
Research Staff/Technical Director	6	12%
Clinician	5	10%
Science Writing/Medical Writing/Communication	3	6%
Executive Leadership	2	4%
Intellectual Property/Law	2	4%
Other	2	4%
Data/Computation	2	4%
Entrepreneurship/Start Up	1	2%
Business/Consulting/Strategic Alliances	1	2%
Science Education/Science Policy	1	2%
Grand Total	50	100%

II. Sector	Alumni Count	% of Total
Academia	14	28%
Industry/For Profit	12	24%
Pharmaceuticals	11	22%
Healthcare/Hospitals	8	16%
Biotech	2	4%
Law	2	4%
Non-Profit	1	2%
Grand Total	50	100%

III. Career Type	Alumni Count	% of Total
Science-Related	23	46%
Primarily Research	12	24%
Patient Care	5	10%
Unknown	4	8%
Primarily Teaching	3	6%
Non-Science Related	3	6%
Grand Total	50	100%



Note: Known current career placement for Weill Cornell Graduate School alumni.

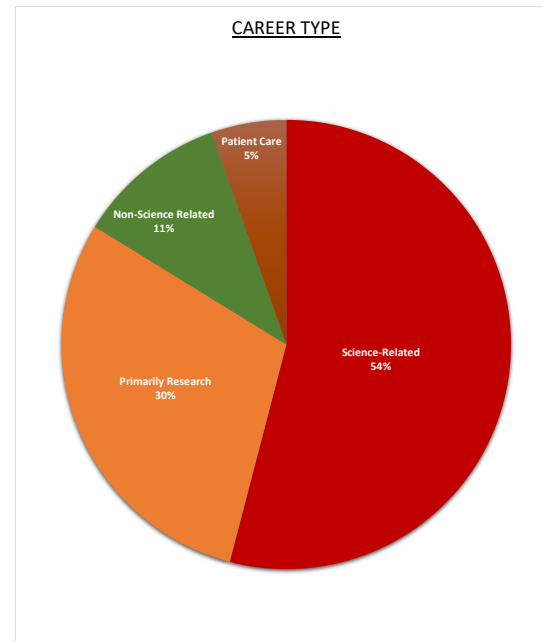
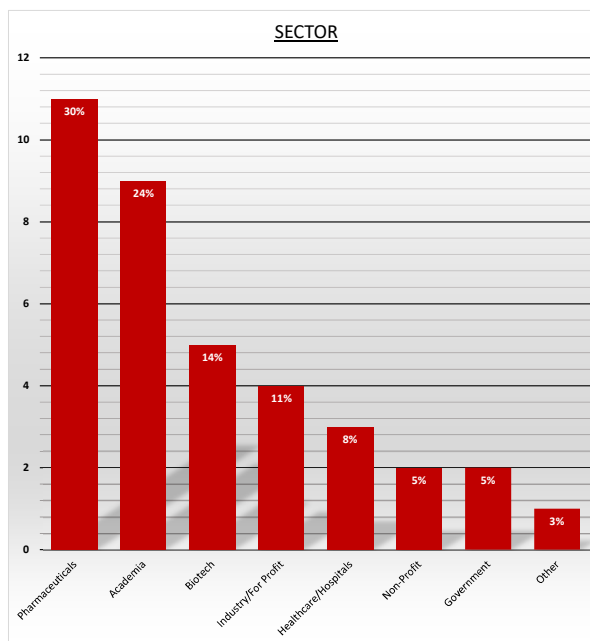
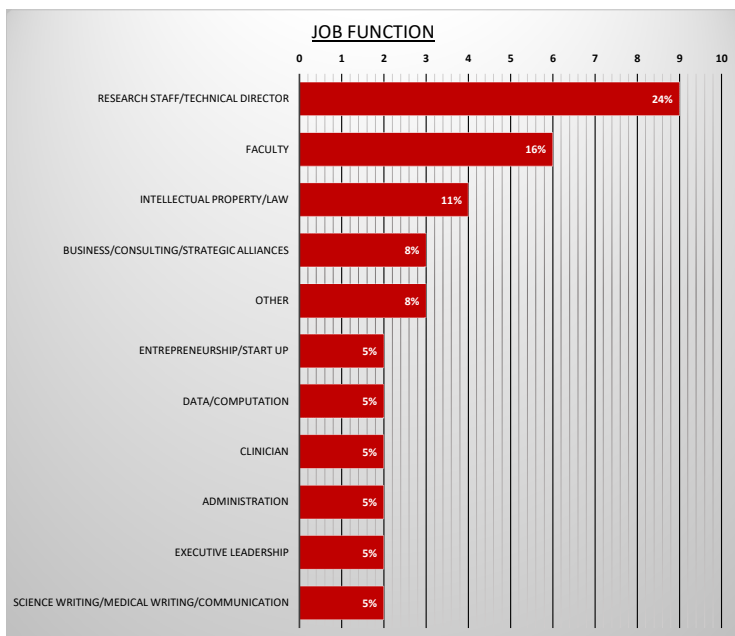
Career Outcomes for Class of 2006

Data reflects PhD alums as well as 2 MD/PhD

I. Job Function	Alumni Count	% of Total
Research Staff/Technical Director	9	24%
Faculty	6	16%
Intellectual Property/Law	4	11%
Business/Consulting/Strategic Alliances	3	8%
Other	3	8%
Entrepreneurship/Start Up	2	5%
Data/Computation	2	5%
Clinician	2	5%
Administration	2	5%
Executive Leadership	2	5%
Science Writing/Medical Writing/Communication	2	5%
Grand Total	37	100%

II. Sector	Alumni Count	% of Total
Pharmaceuticals	11	30%
Academia	9	24%
Biotech	5	14%
Industry/For Profit	4	11%
Healthcare/Hospitals	3	8%
Non-Profit	2	5%
Government	2	5%
Other	1	3%
Grand Total	37	100%

III. Career Type	Alumni Count	% of Total
Science-Related	20	54%
Primarily Research	11	30%
Non-Science Related	4	11%
Patient Care	2	5%
Grand Total	37	100%



Note: Known current career placement for Weill Cornell Graduate School alumni.